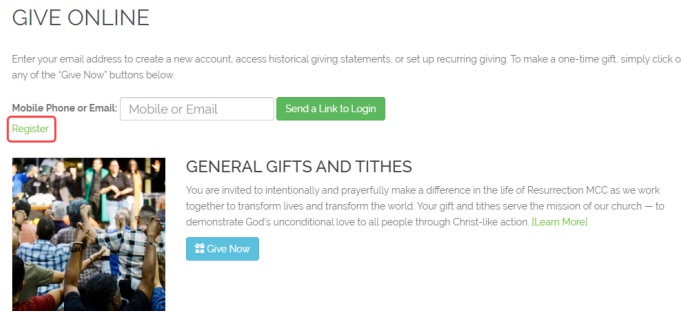


HOW TO GIVE ONLINE WITH RESURRECTION MCC

1. Go to resurrectionmcc.org/give



2. For the community to give online, one must register themselves. Select the **REGISTER** option.



Once you've selected the **REGISTER** option, enter your information and then select **SUBMIT**.

REGISTER

First Name: Last Name:

Contact Information

Email Address or Mobile Phone:

Address 1: Address 2:

City: State/Region: Postal Code: Country:

HOW TO GIVE ONLINE WITH RESURRECTION MCC

3. Go to the email that you used to register and click the link provided to activate your account. Once you have selected the link, your email will be verified, and you will be able to give online.

Dear Kedric:

Please click the link below to confirm your email address and activate your account at Resurrection Metropolitan Community Church

<https://www.resurrectionmcc.org/verify/?identifier=kedric%40resurrectionmcc.org&token=282077>

If, for some reason, the link does not work for you, please copy this token into the verification form. Token: 282077

Thank you, and welcome from your friends at Resurrection Metropolitan Community Church

4. Back on the church website in the **GIVE** section, select the **GIVE NOW** option under **GENERAL GIFTS AND TITHES**.



GENERAL GIFTS AND TITHES

You are invited to intentionally and prayerfully make a difference in the life of Resurrection MCC as we work together to transform lives and transform the world. Your gift and tithes serve the mission of our church — to demonstrate God's unconditional love to all people through Christ-like action. [\[Learn More\]](#)

[Give Now](#)

5. To complete your gift, enter the amount to give.



General Gifts and Tithes

You are invited to intentionally and prayerfully make a difference in the life of Resurrection MCC as we work together to transform lives and transform the world. Your gift and tithes serve the mission of our church — to demonstrate God's unconditional love to all people through Christ-like action.

\$

6. Setup the schedule to give. If the giving is only one time, be sure to choose the Once Option in the **GIVEN** drop down. If the giving is on a schedule, choose the best **GIVEN** option, the **STARTING FROM** date and **ON** day for the giving to reoccur on a desired schedule.

[+ Add To Gift](#)

Given

Wenklv

Starting From

04/05/2020

On

Sun

[Specify an End Date](#)

HOW TO GIVE ONLINE WITH RESURRECTION MCC

7. In the section below, enter your personal information along with the payment method. Once this is done, select **COMPLETED GIFT** to submit your offering.

First Name

Last Name

Email Address

I would like this gift to be anonymous.

Memo

Select Payment Method

Credit Card Bank Account

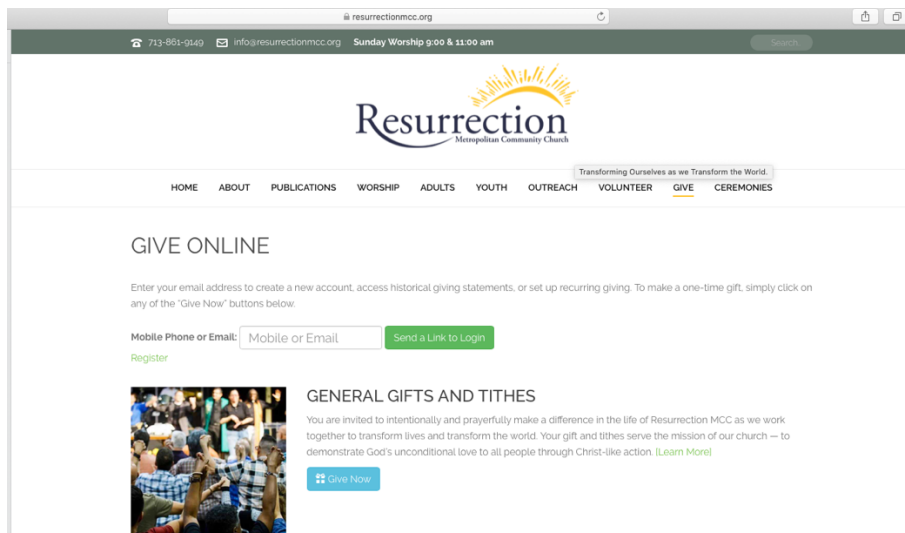
Card Number:

Expiration: Security Code:

Save for future use

For Registered Folks of the Community

1. Go to resurrectionmcc.org/give

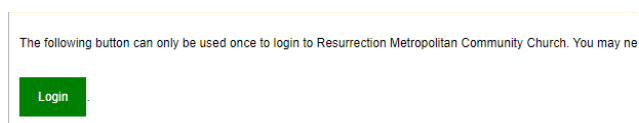


2. Enter your registered email or phone number in the **MOBILE PHONE OR EMAIL** section and select the **SEND A LINK TO LOGIN**.

COMPLETE YOUR GIFT

Mobile Phone or Email:

3. Check your email or text messages for the link to login.



HOW TO GIVE ONLINE WITH RESURRECTION MCC

4. Setup the schedule to give. If the giving is only one time, be sure to choose the Once Option in the GIVEN drop down. If the giving is on a schedule, choose the best **GIVEN** option, the **STARTING FROM** date and **ON** day for the giving to reoccur on a desired schedule.

[+ Add To Gift](#)

Given
Weekly

Starting From
04/05/2020

On
Sun

[Specify an End Date](#)

5. In the section below, validate your personal information along with the payment method. Once this is done, select **COMPLETED GIFT** to submit your offering.

[Remove this Schedule](#)

First Name
Kedric

Last Name
Brown

Email Address
[Redacted]

I would like this gift to be anonymous.

Memo

Select Payment Method
Credit Card Bank Account Existing

Use VISA [Redacted]

[Complete Gift](#)